

# MOND

## 3/4" HIGH FLOW THERMOSTATIC SHOWER SYSTEM WITH JETS

SET.MX.350.936

### Components Included

- **VE.350** - 3/4" High flow thermostatic valve with 3 volume controls
- **TM.MX.350** - Trim for 3/4" high flow thermostatic valve
- **SH.12.1212** - 12" round shower head
- **CA.02.06** - 6" Ceiling mount shower arm
- **BH.12.03** - 27" sliding shower bar with hose and 3 function hand shower
- **EC.12.01** - Round brass elbow connector with 1/2" female NPT connection
- **BJ.02.01** - Round exposed body jets x4

### Available Handles



Moon ( 1 )



Crescent ( 2 )



Cross ( 3 )

\*Available Handle selection only for diverter handle.

### Available Finishes

- Chrome (CC)
- Matte Black (MB)
- Brushed Gold (BG)

(Model Pictured: Chrome)

### Codes / Standards

- Uniform Plumbing Code (UPC®)
- ASME A112.18.1/CSA B125.1
- ASSE 1016

### Warranty

- Limited Lifetime Warranty against all manufacturing defects to the original consumer purchaser (see full warranty for more details)



# MOND

## 2-WAY THERMOSTATIC VALVE & TRIM

VT.MX.350

### Description

- **VE.350** - 3/4" High flow thermostatic valve with 3 volume controls
- **TM.MX.350** - Trim for 3/4" high flow thermostatic valve

### Flow Rate

- 12 gpm | 45 lpm | 60 psi

### Cartridge

- CE.2300.TT - Thermostatic cartridge
- CE.1700.R - Volume control cartridge

### Available Handles



Moon (1) Crescent (2) Cross (3)

\*Available Handle selection only for diverter or volume-control handle.

### Available Finishes

- Chrome (CC)
- Matte Black (MB)
- Brushed Gold (BG)

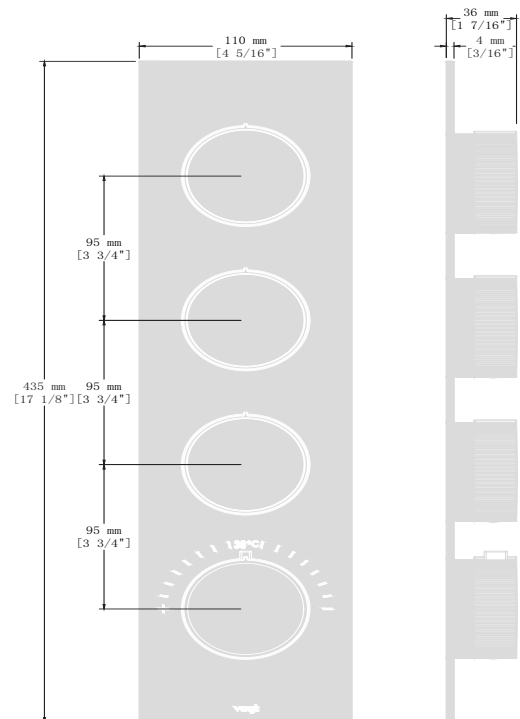
(Model Pictured: Chrome)

### Codes / Standards

- Uniform Plumbing Code (UPC®)
- ASME A112.18.1/CSA B125.1

### Warranty

- Limited lifetime warranty  
(see full warranty for details)



## 2-WAY THERMOSTATIC VALVE

### VE.350

#### Description

- 3/4" high flow valve with thermostatic cartridge and 3 separate volume control
- 3/4" female NPT inlet connections
- 1/2" female NPT outlet connections

#### Flow Rate

- 12 gpm | 45 lpm | 60 psi

#### Cartridge

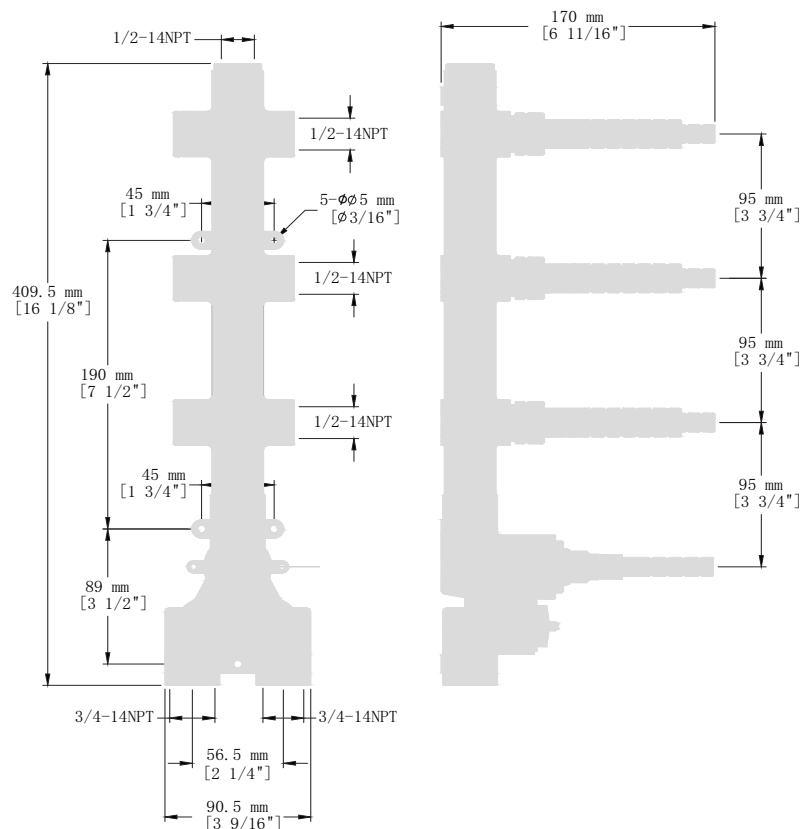

- CE.2300.TT - thermostatic cartridge
- CE.1700.R - volume control cartridge

#### Warranty

- Limited lifetime warranty (see full warranty for details)

#### Codes / Standards

- Uniform Plumbing Code (UPC®)
- ASME A112.18.1/CSA B125.1



## 6" CEILING ARM

WA.CA.02.06

### Description

- 6" Ceiling arm with ½" female NPT connection
- Round pipe with round plate

### Available Finishes

- Chrome (CC)
- Brushed Nickel (BN)
- Polished Nickel (PN)
- Matte Black (MB)
- Brushed Gold (BG)

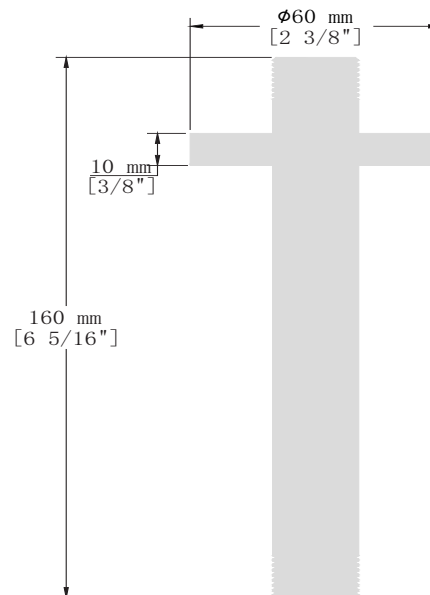

(Model Pictured: Chrome)

### Warranty

- Limited lifetime warranty  
(see full warranty for details)

### Codes / Standards

- Uniform Plumbing Code (UPC®)
- ASME A112.18.1/CSA B125.1



### 12" ROUND SHOWER HEAD

SH.12.1212

#### Description

- 12" round shower head
- Anti-limestone technology

#### Flow Rate

- 2.0 gpm | 7.6 lpm | 60 psi

#### Available Finishes

- Chrome (CC)
- Matte Black (MB)
- Brushed Gold (BG)

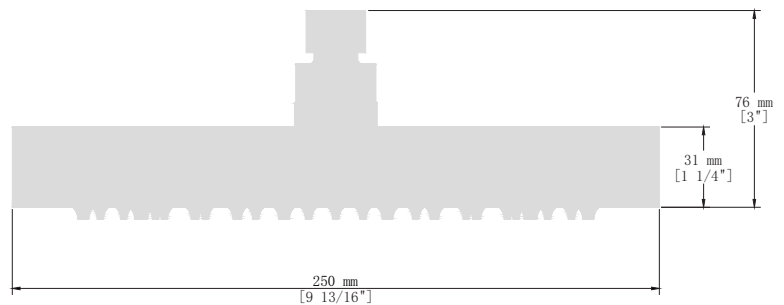
(Model Pictured: Chrome)

#### Warranty

- Limited lifetime warranty  
(see full warranty for details)

#### Codes / Standards

- Uniform Plumbing Code (UPC®)
- ASME A112.18.1/CSA B125.1



### MOND SLIDING SHOWER BAR

BH.12.03

#### Description

- Sliding shower bar with hose and 3 function hand shower (HS.03.03)

#### Flow Rate

- 2.0 gpm | 7.6 lpm | 60 psi

#### Available Finishes

- Chrome (CC)
- Matte Black (MB)
- Brushed Gold (BG)

(Model Pictured: Chrome)

#### Codes / Standards

- Uniform Plumbing Code (UPC®)
- ASME A112.18.1/CSA B125.1

#### Warranty

- Limited lifetime warranty (see full warranty for details)



## ROUND WALL SUPPLY ELBOW

EC.02.01

### Description

- Round brass elbow connector with ½" female NPT connection

### Available Finishes

- Chrome (CC)
- Matte Black (MB)
- Brushed Gold (BG)

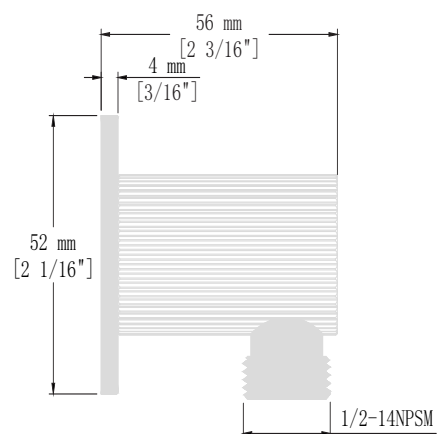
(Model Pictured: Chrome)

### Warranty

- Limited lifetime warranty (see full warranty for details)

### Codes / Standards

- Uniform Plumbing Code (UPC®)
- ASME A112.18.1/CSA B125.1



### ROUND RECESSED JET

BJ.02.01

#### Description

- Recessed body jet with ½" female NPT connection

#### Flow Rate

- 1.9 gpm / 7.4 lpm / 60 psi

#### Available Finishes

- Chrome (CC)
- Matte Black (MB)
- Brushed Nickel (BN)
- Polished Nickel (PN)
- Brushed Gold (BG)

(Model Pictured: Chrome)

#### Codes / Standards

- Uniform Plumbing Code (UPC®)
- ASME A112.18.1/CSA B125.1

#### Warranty

- Limited lifetime warranty  
(see full warranty for details)

