

## **DRAVA** 3-WAY THERMOSTATIC SHOWER TRIM

TM.DA.320.310

### **Components Included**

---

- **TM.DA.320** - Trim for 3-way thermostatic valve
- **SH.06.0808** - 8" round full brass shower head
- **WA.02.16** - 16" wall mount shower arm with ½" female NPT connection
- **BH.06.02** - 26<sup>15</sup>/<sub>16</sub>" sliding shower bar with hose and 4-function hand shower (HS.06.02)
- **EC.02.01** - Round brass elbow connector with ½" female NPT connection
- **TS.06.07** - 8" brass tub spout with ½" female NPT connection

### **Available Finishes**

---

- Chrome (CC)
- Matte Black (MB)
- Matte Black / Chrome (CB)
- Matte Black / Brushed Gold (BGB)

(Model Pictured: Chrome)

### **Codes / Standards**

---

- Uniform Plumbing Code (UPC®)
- ASME A112.18.1/CSA B125.1
- ASSE 1016

### **Warranty**

---

- Valve & cartridge - Limited lifetime warranty
- Components - Limited lifetime warranty  
(see full warranty for details)



# DRAVA

## 3-WAY THERMOSTATIC TRIM

TM.DA.320

### Description

- **TM.DA.320** - Trim for 3-way thermostatic valve
- 5 positions

### Flow Rate

- 6.1 gpm | 23 lpm | 60 psi

### Cartridge

- CE.1401.TT - cartridge
- CE.1408.DR - diverter

### Available Finishes

- Chrome (CC)
- Matte Black (MB)
- Matte Black / Chrome (CB)
- Matte Black / Brushed Gold (BGB)

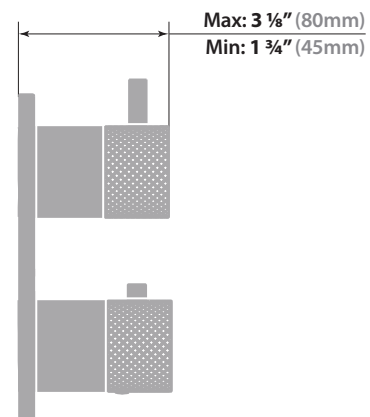
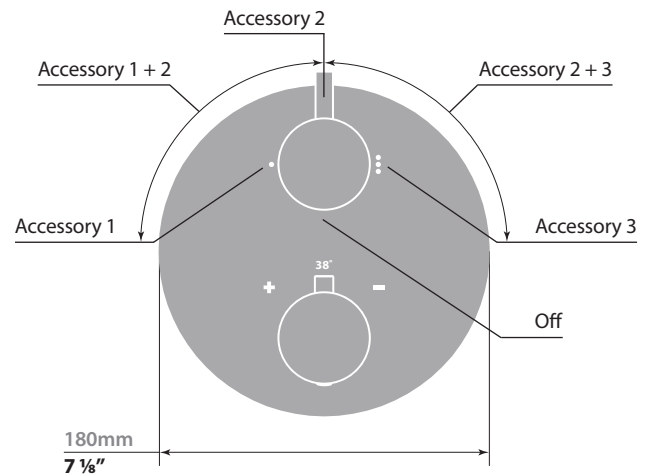
(Model Pictured: Chrome)

### Codes / Standards

- Uniform Plumbing Code (UPC®)
- ASME A112.18.1/CSA B125.1
- ASSE 1016

### Warranty

- Limited lifetime warranty  
(see full warranty for details)



### 16" WALL ARM

WA.02.16

#### Description

- 16" wall mount shower arm with ½" female NPT connection
- Round pipe with round escutcheon plate

#### Available Finishes

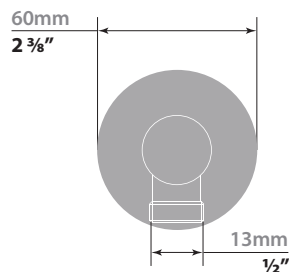
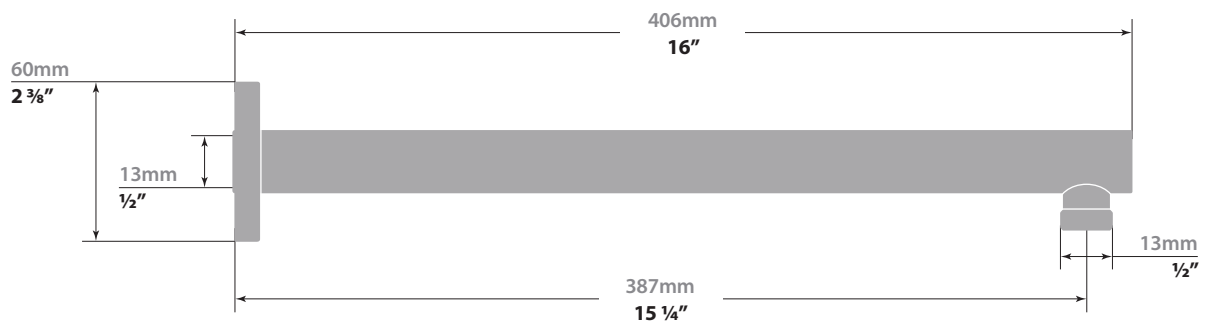

- Chrome (CC)
- Brushed Nickel (BN)
- Glossy White / Chrome (CW)
- Matte Black (MB)
- Brushed Gold (BG)

(Model Pictured: Chrome)

#### Codes / Standards

- Uniform Plumbing Code (UPC®)
- ASME A112.18.1/CSA B125.1

#### Warranty



## 8" ROUND SHOWER HEAD

SH.06.0808

### Description

- 8" round full brass shower head
- Anti-limescale technology

### Flow Rate

- 2 gpm | 7.6 lpm | 60 psi

### Available Finishes

- Chrome (CC)
- Matte Black (MB)
- Polished Nickel (PN)
- Brushed Gold (BG)

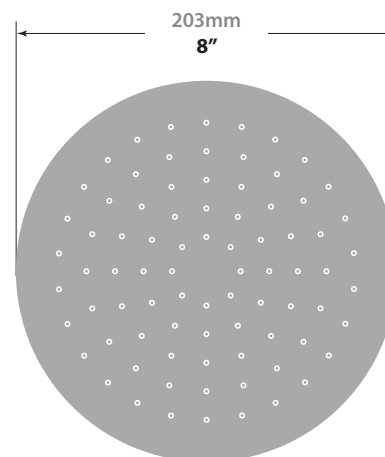
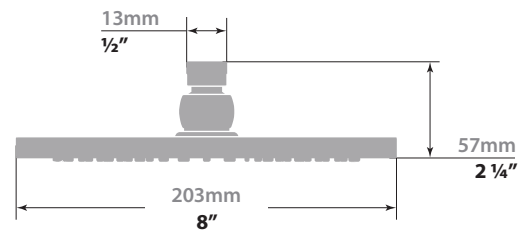

(Model Pictured: Chrome)

### Codes / Standards

- Uniform Plumbing Code (UPC®)
- ASME A112.18.1/CSA B125.1

### Warranty

- Limited lifetime warranty  
(see full warranty for details)



# DRAVA

## SLIDING SHOWER BAR WITH HANDSHOWER

BH.06.02

### Description

- SB.06.27 - 27" sliding shower bar
- HE.150 - 59" hose
- HS.06.02 - 4-function hand shower

### Flow Rate

- 2 gpm | 7.6 lpm | 60 psi

### Available Finishes

- Chrome (CC)
- Matte Black (MB)
- Matte Black / Chrome (CB)
- Matte Black / Brushed Gold (BGB)

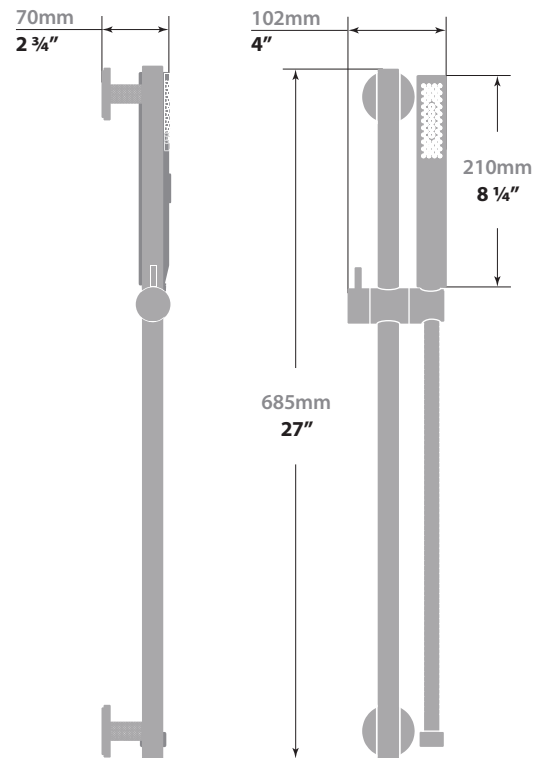
(Model Pictured: Chrome)

### Codes / Standards

- Uniform Plumbing Code (UPC®)
- ASME A112.18.1/CSA B125.1
- ASSE 1016

### Warranty

- Limited lifetime warranty  
(see full warranty for details)



### ROUND WALL SUPPLY ELBOW

EC.02.01

#### Description

- Round brass elbow connector with ½" female NPT connection

#### Available Finishes

- Chrome (CC)
- Brushed Nickel (BN)
- Glossy White / Chrome (CW)
- Matte Black (MB)
- Brushed Gold (BG)

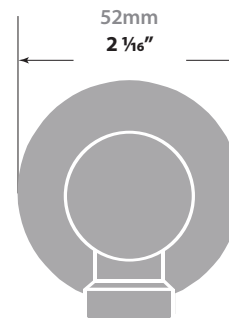
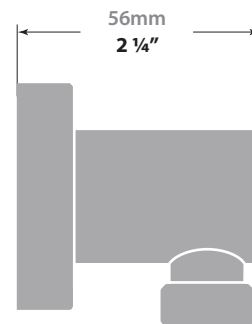
(Model Pictured: Chrome)

#### Codes / Standards

- Uniform Plumbing Code (UPC®)
- ASME A112.18.1/CSA B125.1

#### Warranty

- Limited lifetime warranty



## DRAVA TUB SPOUT

TS.06.07

### Description

- Brass tub spout with 1/2" female NPT connection

### Available Finishes

- Chrome (CC)
- Matte Black (MB)

(Model Pictured: Chrome)

### Codes / Standards

- Uniform Plumbing Code (UPC®)
- ASME A112.18.1/CSA B125.1
- ASSE 1016

### Warranty

- Limited lifetime warranty (see full warranty for details)

