

KAPFENBERG 3-WAY PRESSURE BALANCED SHOWER TRIM

TM.AP.310.310

Components Included

-
- **TM.KG.310** - Trim for 3-way pressure balanced valve
- **SH.41.0808** - 8" square shower head
- **WA.41.16** - 16" wall mount shower arm with ½" female NPT connection
- **BH.01.01** - 31½" sliding shower bar with hose and 4 function hand shower (HS.01.01)
- **EC.41.01** - Square elbow connector with ½" female NPT connection
- **TS.41.06** - Slip-on brass tub spout without diverter

Available Finishes

- Chrome (CC)
- Matte Black (MB)

(Model Pictured: Chrome)

Codes / Standards

- Uniform Plumbing Code (UPC®)
- ASME A112.18.1/CSA B125.1
- ASSE 1016

Warranty

- Valve & cartridge - Limited lifetime warranty
- Components - Limited lifetime warranty
(see full warranty for details)



KAPFENBERG

3-WAY PRESSURE BALANCED TRIM

TM.KG.310

Description

- **TM.KG.310** - Trim for 3-way pressure balanced valve
- 4 positions

Flow Rate

- 5.7 gpm | 21.5 lpm | 60 psi

Cartridge

- CE.1440.PB - cartridge
- CE.1702.DR - diverter

Available Finishes

- Chrome (CC)
- Brushed Nickel (BN)
- Matte Black (MB)
- Brushed Gold (BG)

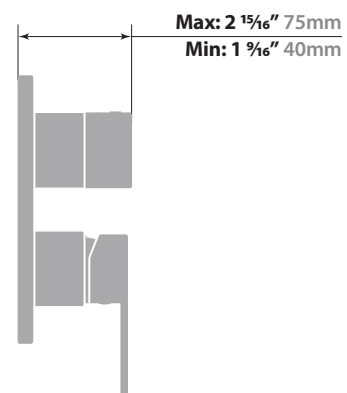
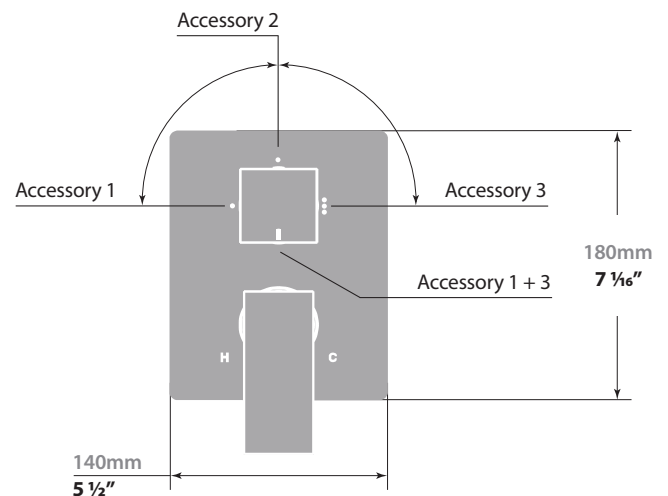

(Model Pictured: Chrome)

Codes / Standards

- Uniform Plumbing Code (UPC®)
- ASME A112.18.1/CSA B125.1
- ASSE 1016

Warranty

- Limited lifetime warranty
(see full warranty for details)



16" WALL ARM

WA.41.16

Description

- 16" wall mount shower arm with 1/2" female NPT connection
- Round pipe with square escutcheon plate

Available Finishes

- Chrome (CC)
- Matte Black (MB)
- Brushed Gold (BG)

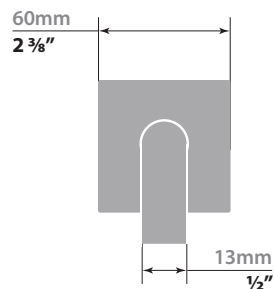
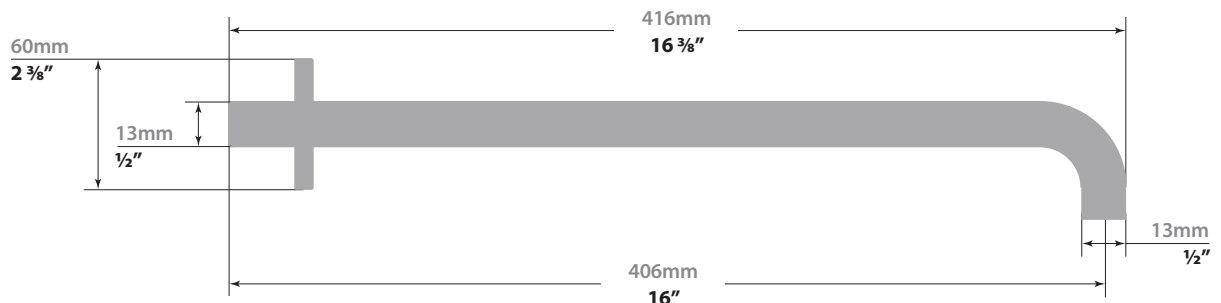
(Model Pictured: Chrome)

Codes / Standards

- Uniform Plumbing Code (UPC®)
- ASME A112.18.1/CSA B125.1

Warranty

- Limited lifetime warranty (see full warranty for details)



8" SQUARE SHOWER HEAD

SH.41.0808

Description

- 8" square shower head
- Anti-limescale technology

Flow Rate

- 2 gpm | 7.6 lpm | 60 psi

Available Finishes

- Chrome (CC)
- Matte Black (MB)


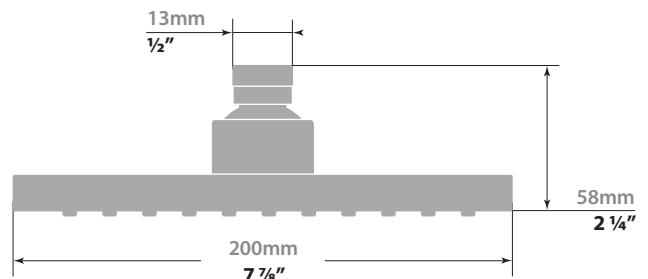

(Model Pictured: Chrome)

Codes / Standards

- Uniform Plumbing Code (UPC®)
- ASME A112.18.1/CSA B125.1

Warranty

- Limited lifetime warranty
(see full warranty for details)



KAPFENBERG

SLIDING SHOWER BAR WITH HANDSHOWER

BH.01.01

Description

- **SB.01.31** - 31 ½" sliding shower bar
- **HE.150** - 59" hose
- **HS.01.01** - 1-function hand shower

Flow Rate

- 2 gpm | 7.6 lpm | 60 psi

Available Finishes

- Chrome (CC)
- Brushed Nickel (BN)
- Matte Black (MB)

(Model Pictured: Chrome)

Codes / Standards

- Uniform Plumbing Code (UPC®)
- ASME A112.18.1/CSA B125.1
- ASSE 1016

Warranty

- Limited lifetime warranty
(see full warranty for details)



SQUARE WALL SUPPLY ELBOW

EC.41.01

Description

- Square elbow connector with ½" female NPT connection

Available Finishes

- Chrome (CC)
- Brushed Nickel (BN)
- Matte Black (MB)
- Brushed Gold (BG)

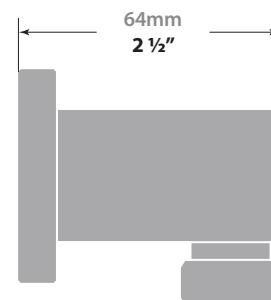
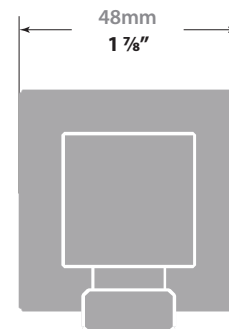

(Model Pictured: Chrome)

Codes / Standards

- Uniform Plumbing Code (UPC®)
- ASME A112.18.1/CSA B125.1

Warranty

- Limited lifetime warranty (see full warranty for details)



TUB SPOUT WITHOUT DIVERTER

TS.41.06

Description

- Brass tub spout with ½" slip-on connection

Available Finishes

- Chrome (CC)
- Matte Black (MB)

(Model Pictured: Chrome)

Codes / Standards

- Uniform Plumbing Code (UPC®)
- ASME A112.18.1/CSA B125.1
- ASSE 1016

Warranty

- Limited lifetime warranty (see full warranty for details)

