

Model Name: VOLUME CONTROL WITH  
SHUT-OFF

Model No: VE.SV.01

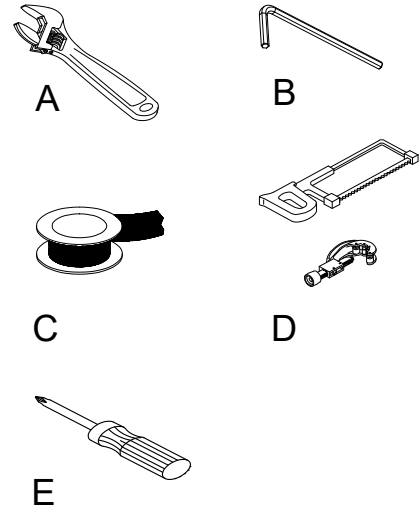
**vogt**

Pure **Quality**. Pure **Design**.

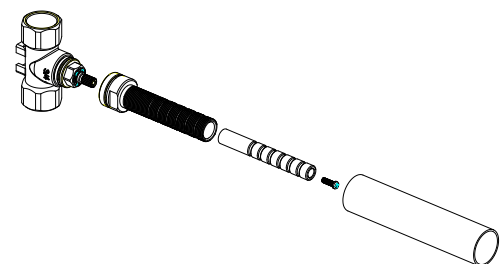
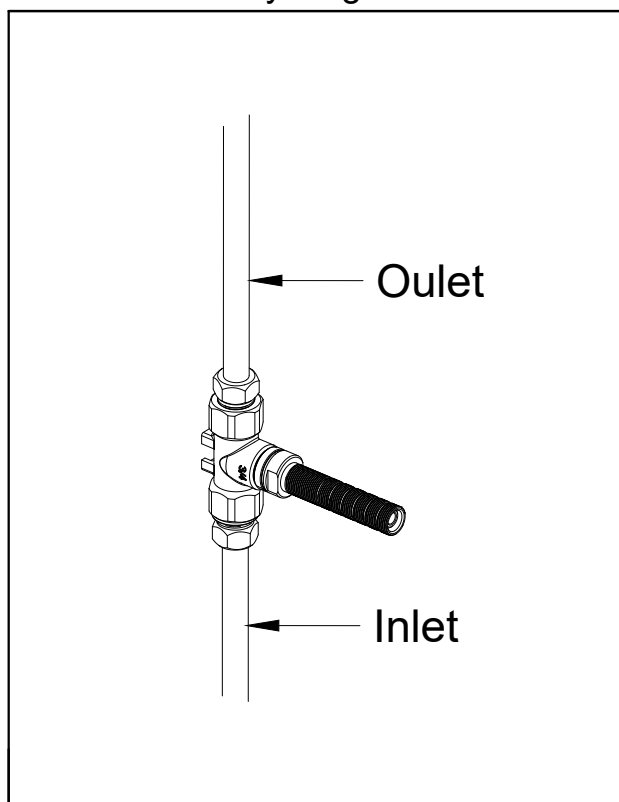
### Before you begin:

- Please take note of different standards and regulations that are dictated by your local plumbing codes. This product is certified in accordance with North American building codes.
- We insist that you use the services of a professional plumber with experience in the installation of similar fixtures.
- Ensure that the piping system is well secured to prevent rattling, vibration and banging noises caused by a water hammer. We also recommend that you use water hammer arrestors.
- Ensure that the interior of the water pipes is clean from debris, sand, solder and any other residue.
- Always remove cartridges and other valve components before welding. Purge the water supply system for around 30 seconds, and then carefully reinstall the cartridges.

### Tools and equipment you will need:



### Waterway diagram:



### Valve Operating Diagram:

