

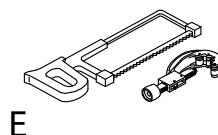
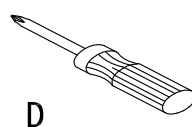
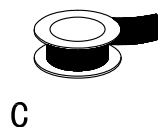
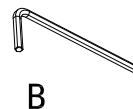
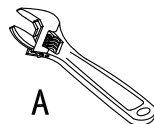
Model Name: LUSTEN FAUCET  
Model No: BF.LN.1410.XX

**vogt**  
VOGTINDUSTRIES.COM

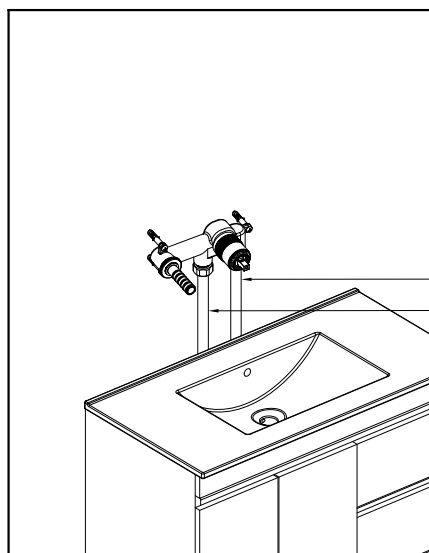
### Before you begin:

- Please take note of different standards and regulations that are dictated by your local plumbing codes. This product is certified in accordance with North American building codes.
- We insist that you use services of a professional plumber with experience in the installation of similar fixtures.
- Ensure that the piping system is well secured to prevent rattling, vibration and banging noises caused by a water hammer. We also recommend that you use water hammer arrestors.
- Ensure that the interior of the water pipes is clean from debris, sand, solder and any other residue.
- Always remove cartridges and other valve components before welding. Purge the water supply system for around 30 seconds, and then carefully reinstall the cartridges.

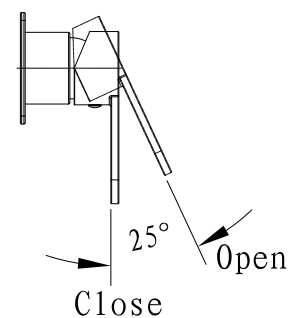
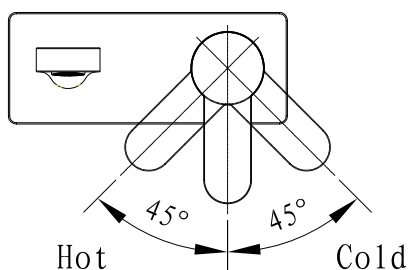
### Tools and equipment you will need:



### Waterway diagram:



Cold Water  
Hot Water





PURE QUALITY. PURE DESIGN.

Parts/Assembly

Model Name: LUSTEN

FAUCET

Model No: BF.LN.1410.XX

