

Model Name: LUSTEN FAUCET
Model No: BF.LN.1001.XX

vogt
VOGTINDUSTRIES.COM

Before you begin:

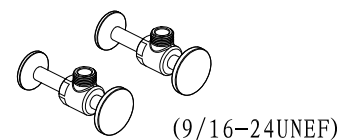
- Please take note of different standards and regulations that are dictated by your local plumbing codes. This product is certified in accordance with North American building codes.
- We insist that you use services of a professional plumber with experience in the installation of similar fixtures.
- Ensure that the piping system is well secured to prevent rattling, vibration and banging noises caused by a water hammer. We also recommend that you use water hammer arrestors.
- Remove the cartridge, Purge the water supply system for around 30 seconds, and then carefully reinstall the cartridge.

Tools and equipment you will need:

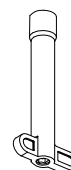
A



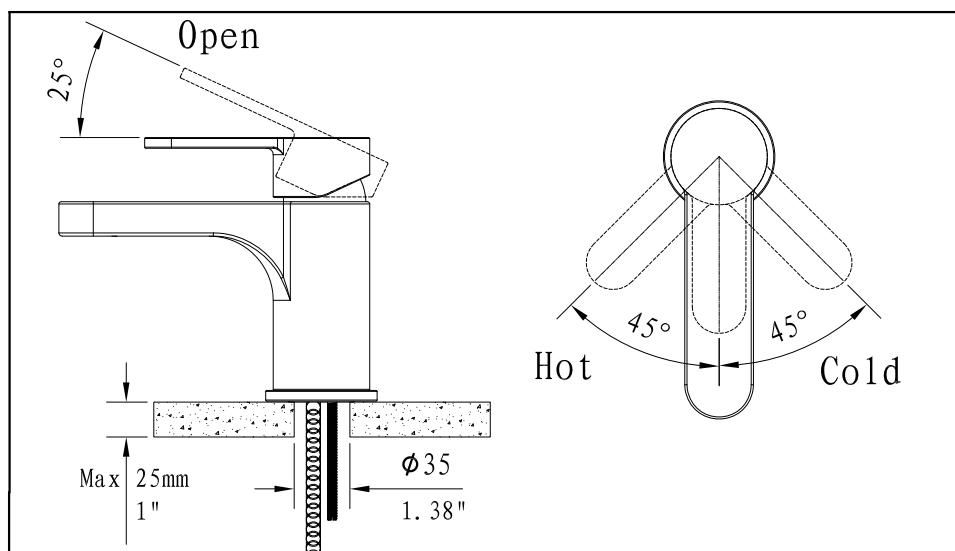
B



C



Waterway diagram:



vogt

PURE QUALITY. PURE DESIGN.

Parts/Assembly

Model Name: LUSTEN

FAUCET

Model No: BF.LN.1001.XX

