

DRAVA

3/4" THERMOSTATIC SHOWER SYSTEM

SET.DA.141.810

Components Included

- **VE.140** - 3/4" thermostatic valve without diverter
- **TM.DA.140** - Trim for 3/4" thermostatic valve
- **VE.DR.30** - 3/4" 3-way diverter with shut-off
- **TM.DA.30** - Trim for 3-way diverter
- **SH.06.0808** - 8" round full brass shower head
- **WA.02.16** - 16" wall mount shower arm with 1/2" female NPT connection
- **BH.06.02** - 26 15/16" sliding shower bar with hose and 4-function hand shower (HS.06.02)
- **EC.02.01** - Round brass elbow connector with 1/2" female NPT connection
- **EJ.02.01** - Round exposed body jet with 1/2" female NPT connection (x4)

Available Finishes

- Chrome (CC)
- Matte Black (MB)
- Matte Black / Chrome (CB)
- Matte Black / Brushed Gold (BGB)

(Model Pictured: Chrome)

Codes / Standards

- Uniform Plumbing Code (UPC®)
- ASME A112.18.1/CSA B125.1
- ASSE 1016

Warranty

- Valve & cartridge - Limited lifetime warranty
- Components - Limited lifetime warranty
(see full warranty for details)

Please note that this shower kit is also available with a 4" ceiling arm (**CA.02.04**) & 8" ceiling arm (**CA.02.08**)

4" ceiling arm Configuration - **SET.DA.141.814**

8" ceiling arm Configuration - **SET.DA.141.818**



DRAVA

¾" THERMOSTATIC VALVE & TRIM WITHOUT DIVERTER

VT.DA.140

Description

- **VE.140** - ¾" valve with thermostatic cartridge
- **TM.DA.140** - Trim for ¾" thermostatic valve
- Volume control or diverter with shut-off is required

Flow Rate

- 7.2 gpm / 27.4 lpm / 60 psi

Cartridge

- CE.1401.TT - cartridge

Available Finishes

- Chrome (CC)
- Matte Black (MB)
- Matte Black / Chrome (CB)
- Matte Black / Brushed Gold (BGB)

(Model Pictured: Chrome)

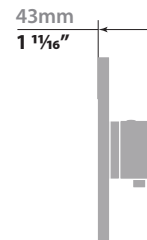
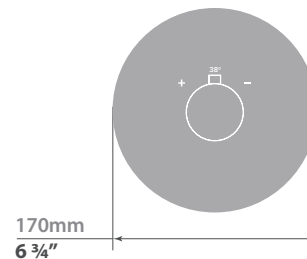
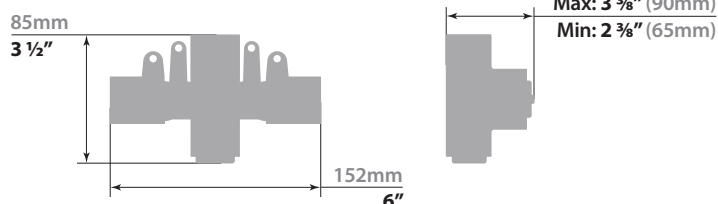

Codes / Standards

- Uniform Plumbing Code (UPC®)
- ASME A112.18.1/CSA B125.1
- ASSE 1016

Warranty

- Limited lifetime warranty
(see full warranty for details)

VE.140 - ¾" Thermostatic Valve



3/4" THERMOSTATIC VALVE

VE.140

Description

- Valve with thermostatic cartridge
- 3/4" female NPT connections
- 1/2" male NPT adaptors included
- Volume control or diverter with shut-off is required

Flow Rate

- 7.2 gpm / 27.4 lpm / 60 psi

Cartridge

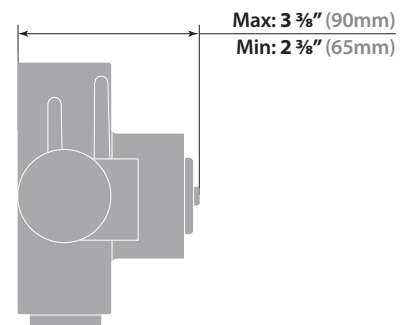
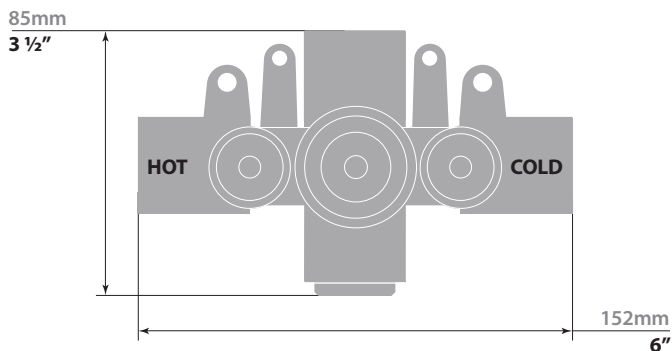

- CE.1401.TT cartridge

Codes / Standards

- Uniform Plumbing Code (UPC®)
- ASME A112.18.1/CSA B125.1
- ASSE 1016

Warranty

- Limited lifetime warranty
(see full warranty for more details)



DRAVA

¾" 3-WAY DIVERTER WITH SHUT-OFF & TRIM

DR.DA.30

Description

- **VE.DR.30** - ¾" 3-way diverter with cartridge
- **TM.DA.30** - Trim for 3-way diverter
- 5 positions

Cartridge

- CE.1708.DR - diverter

Available Finishes

- Chrome (CC)
- Matte Black (MB)
- Matte Black / Chrome (CB)
- Matte Black / Brushed Gold (BGB)

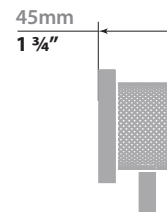
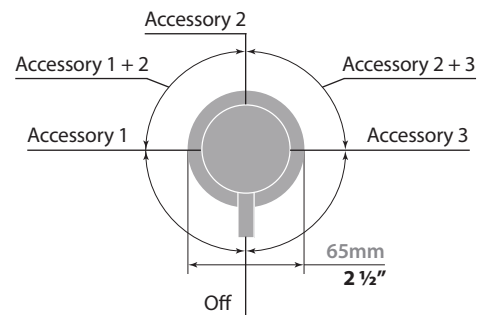
(Model Pictured: Chrome)

Codes / Standards

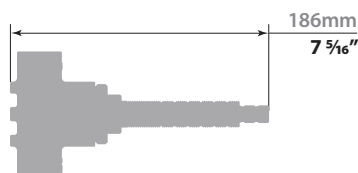
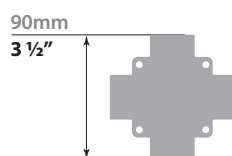

- Uniform Plumbing Code (UPC®)
- ASME A112.18.1/CSA B125.1
- ASSE 1016

Warranty

- Limited lifetime warranty
(see full warranty for details)



VE.DR.30 - ¾" 3-Way Diverter with Shut-Off



3/4" 3-WAY DIVERTER

VE.DR.30

Description

- 3-way diverter with cartridge
- 3/4" female NPT connections
- 1/2" male NPT adaptors included
- 5 positions

Cartridge

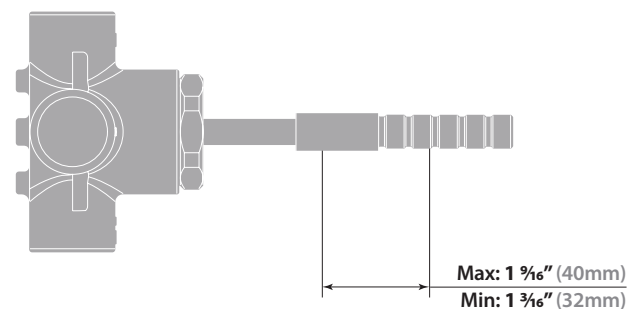
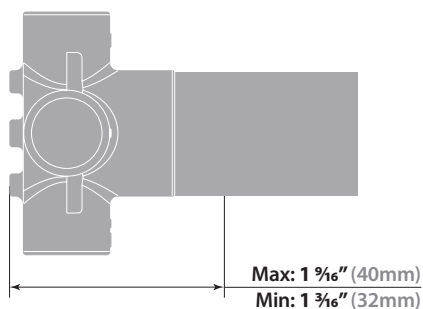
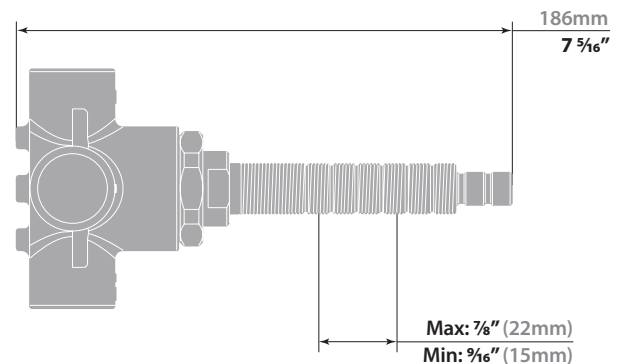
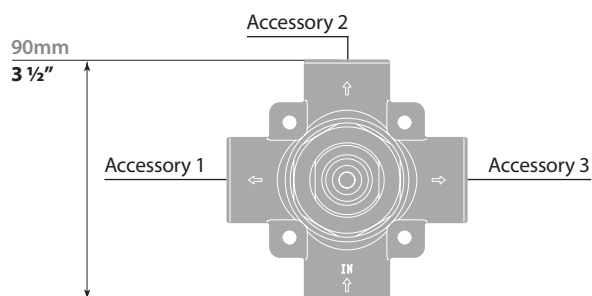

- CE.1408.DR - diverter

Codes / Standards

- Uniform Plumbing Code (UPC®)
- ASME A112.18.1/CSA B125.1
- ASSE 1016

Warranty

- Limited lifetime warranty
(see full warranty for more details)



16" WALL ARM

WA.02.16

Description

- 16" wall mount shower arm with ½" female NPT connection
- Round pipe with round escutcheon plate

Available Finishes

- Chrome (CC)
- Brushed Nickel (BN)
- Glossy White / Chrome (CW)
- Matte Black (MB)
- Brushed Gold (BG)

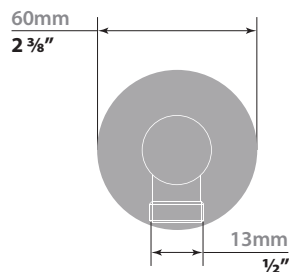
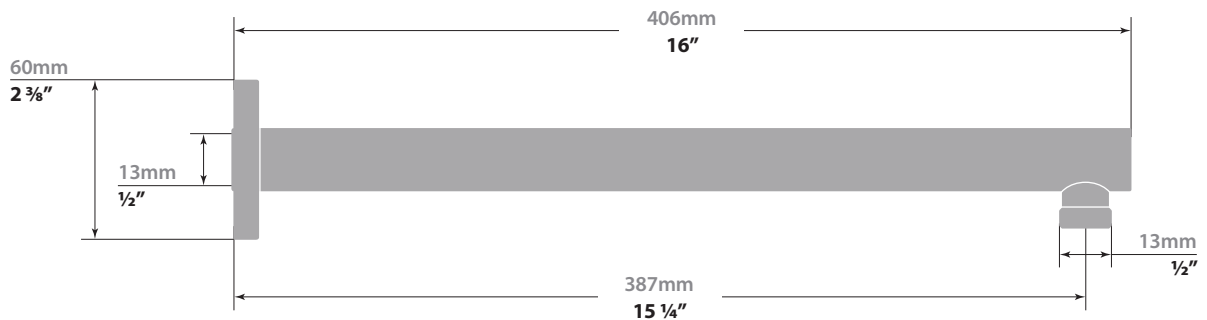

(Model Pictured: Chrome)

Codes / Standards

- Uniform Plumbing Code (UPC®)
- ASME A112.18.1/CSA B125.1

Warranty

- Limited lifetime warranty (see full warranty for details)



8" ROUND SHOWER HEAD

SH.06.0808

Description

- 8" round full brass shower head
- Anti-limescale technology

Flow Rate

- 2 gpm | 7.6 lpm | 60 psi

Available Finishes

- Chrome (CC)
- Matte Black (MB)
- Polished Nickel (PN)
- Brushed Gold (BG)

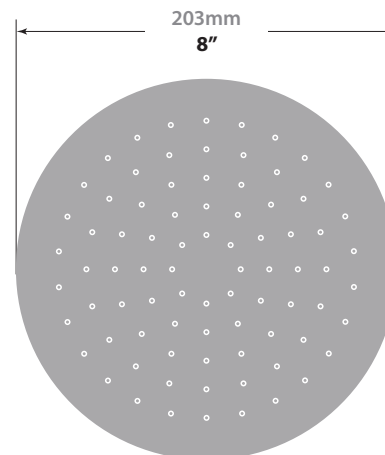
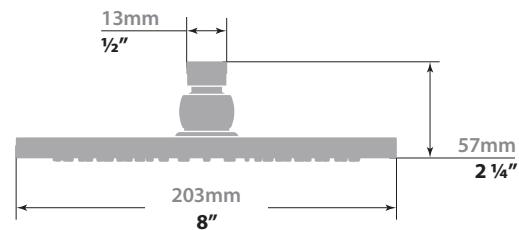

(Model Pictured: Chrome)

Codes / Standards

- Uniform Plumbing Code (UPC®)
- ASME A112.18.1/CSA B125.1

Warranty

- Limited lifetime warranty
(see full warranty for details)



DRAVA

SLIDING SHOWER BAR WITH HANDSHOWER

BH.06.02

Description

- SB.06.27 - 27" sliding shower bar
- HE.150 - 59" hose
- HS.06.02 - 4-function hand shower

Flow Rate

- 2 gpm | 7.6 lpm | 60 psi

Available Finishes

- Chrome (CC)
- Matte Black (MB)
- Matte Black / Chrome (CB)
- Matte Black / Brushed Gold (BGB)

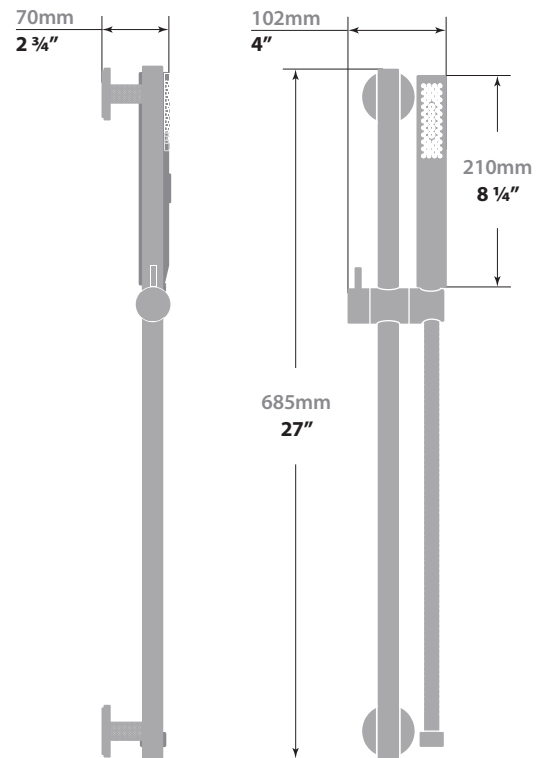
(Model Pictured: Chrome)

Codes / Standards

- Uniform Plumbing Code (UPC®)
- ASME A112.18.1/CSA B125.1
- ASSE 1016

Warranty

- Limited lifetime warranty
(see full warranty for details)



ROUND WALL SUPPLY ELBOW

EC.02.01

Description

- Round brass elbow connector with ½" female NPT connection

Available Finishes

- Chrome (CC)
- Brushed Nickel (BN)
- Glossy White / Chrome (CW)
- Matte Black (MB)
- Brushed Gold (BG)

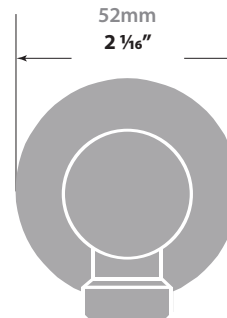
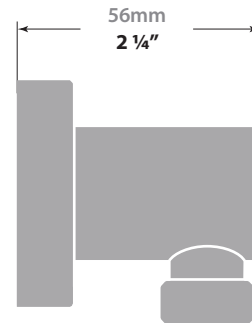
(Model Pictured: Chrome)

Codes / Standards

- Uniform Plumbing Code (UPC®)
- ASME A112.18.1/CSA B125.1

Warranty

- Limited lifetime warranty (see full warranty for details)



ROUND EXPOSED JET

EJ.02.01

Description

- Exposed body jet with ½" female NPT connection

Flow Rate

- 1.9 gpm / 7.4 lpm / 60 psi

Available Finishes

- Chrome (CC)
- Matte Black (MB)
- Brushed Nickel (BN)
- Polished Nickel (PN)
- Brushed Gold (BG)

(Model Pictured: Chrome)

Codes / Standards

- Uniform Plumbing Code (UPC®)
- ASME A112.18.1/CSA B125.1

Warranty

- Limited lifetime warranty
(see full warranty for details)

