

NIVEAU 2-WAY THERMOSTATIC SHOWER SYSTEM

SET.NU.220.500

Description

- **VE.220** - Thermostatic valve with integrated 2-way diverter
- **TM.NU.220** - Trim for 2-way thermostatic valve
- **BH.07.03** - 30 $\frac{1}{8}$ " sliding shower bar with hose and 4 function hand shower (HS.04.03)
- **EC.07.01** - Square brass elbow connector with $\frac{1}{2}$ " female NPT connection
- **TS.07.07** - 7 $\frac{1}{2}$ " brass tub spout with $\frac{1}{2}$ " female NPT connection

Available Finishes

- Chrome (CC)
- Matte Black (MB)

(Model Pictured: Chrome)

Codes / Standards

- Uniform Plumbing Code (UPC®)
- ASME A112.18.1/CSA B125.1
- ASSE 1016

Warranty

- Valve & cartridge - Limited lifetime warranty
- Components - Limited lifetime warranty (see full warranty for details)



NIVEAU

2-WAY THERMOSTATIC VALVE & TRIM

VT.NU.220

Description

- **VE.220** - 1/2" thermostatic valve with 2-way diverter
- **TM.NU.220** - Trim for 2-way thermostatic valve
- 3 positions

Flow Rate

- 6.1 gpm | 23 lpm | 60 psi

Cartridge

- CE.1401.TT - cartridge
- CE.1410.DR - diverter

Available Finishes

- Chrome (CC)
- Matte Black (MB)

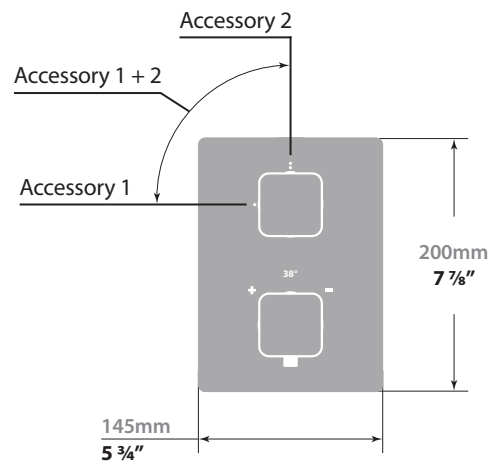
(Model Pictured: Chrome)

Codes / Standards

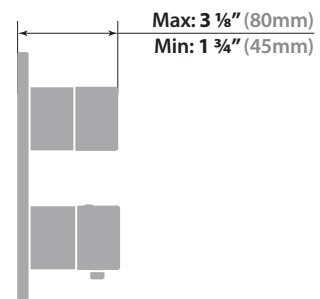
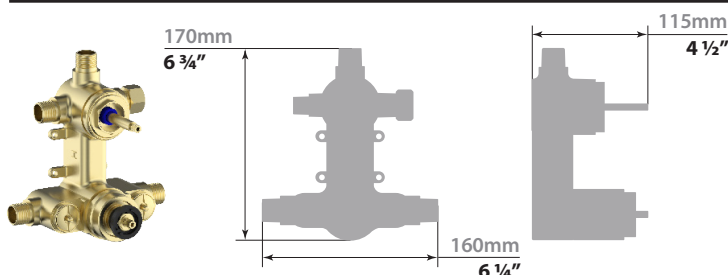
- Uniform Plumbing Code (UPC®)
- ASME A112.18.1/CSA B125.1
- ASSE 1016

Warranty

- Limited lifetime warranty
(see full warranty for details)



VE.220 - 2-Way Thermostatic Valve



2-WAY THERMOSTATIC VALVE

VE.220

Description

- Valve with thermostatic cartridge and 2-way diverter
- ½" male NPT connections

Flow Rate

- 6.1 gpm | 23 lpm | 60 psi

Cartridge

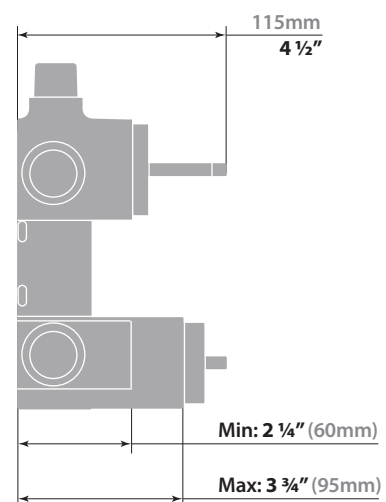
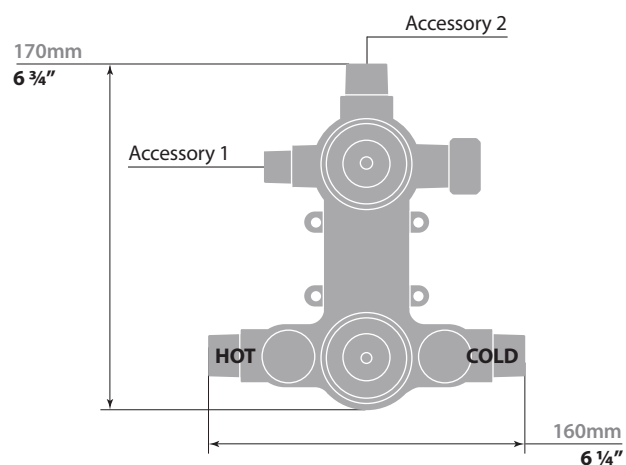

- CE.1401.TT cartridge
- CE.1710.DR diverter

Codes / Standards

- Uniform Plumbing Code (UPC®)
- ASME A112.18.1/CSA B125.1
- ASSE 1016

Warranty

- Limited lifetime warranty
(see full warranty for more details)



NIVEAU

SLIDING SHOWER BAR WITH HANDSHOWER

BH.07.03

Description

- **SB.07.30** - 30 1/8" sliding shower bar
- **HE.150** - 59" hose
- **HS.04.03** - 4-function hand shower

Flow Rate

- 2 gpm | 7.6 lpm | 60 psi

Available Finishes

- Chrome (CC)
- Matte Black (MB)


(Model Pictured: Chrome)

Codes / Standards

- Uniform Plumbing Code (UPC®)
- ASME A112.18.1/CSA B125.1
- ASSE 1016

Warranty

- Limited lifetime warranty
(see full warranty for details)



SQUARE WALL SUPPLY ELBOW

EC.07.01

Description

- Square brass elbow connector with ½" female NPT connection

Available Finishes

- Chrome (CC)
- Matte Black (MB)


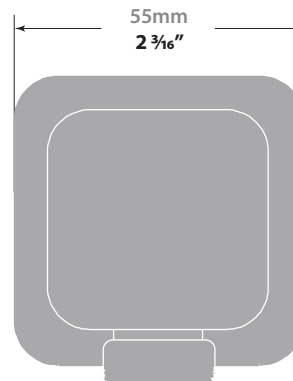
(Model Pictured: Chrome)

Codes / Standards

- Uniform Plumbing Code (UPC®)
- ASME A112.18.1/CSA B125.1

Warranty

- Limited lifetime warranty
(see full warranty for details)



NIVEAU TUB SPOUT

TS.07.07

Description

- Brass tub spout with ½" female NPT connection

Available Finishes

- Chrome (CC)
- Matte Black (MB)

(Model Pictured: Chrome)

Codes / Standards

- Uniform Plumbing Code (UPC®)
- ASME A112.18.1/CSA B125.1
- ASSE 1016

Warranty

- Limited lifetime warranty (see full warranty for details)

