

LUSTEN

2-WAY PRESSURE BALANCED SHOWER SYSTEM

SET.LN.210.500

Components Included

- **VE.210** - Pressure balanced valve with integrated 2-way diverter
- **TM.LN.210** - Trim for 2-way pressure balanced valve
- **BH.05.03** - 31" sliding shower bar with hose and 4 function hand shower (HS.04.03.CC)
- **EC.02.01** - Round brass elbow connector with 1/2" female NPT connection
- **TS.05.07** - 7 1/2" brass tub spout with 1/2" female NPT connection

Available Finishes

- Chrome (CC)
- Glossy White / Chrome (CW)

(Model Pictured: Chrome)

Codes / Standards

- Uniform Plumbing Code (UPC®)
- ASME A112.18.1/CSA B125.1
- ASSE 1016

Warranty

- Valve & cartridge - Limited lifetime warranty
- Components - Limited lifetime warranty (see full warranty for details)



LUSTEN

2-WAY PRESSURE BALANCED VALVE & TRIM

VT.LN.210

Description

- **VE.210** - ½" pressure balanced valve with 2-way diverter
- **TM.LN.210** - Trim for 2-way pressure balanced valve
- 3 positions

Flow Rate

- 5.5 gpm | 21 lpm | 60 psi

Cartridge

- CE.1440.PB - cartridge
- CE.1403.DR - diverter

Available Finishes

- Chrome (CC)
- Glossy White / Chrome (CW)

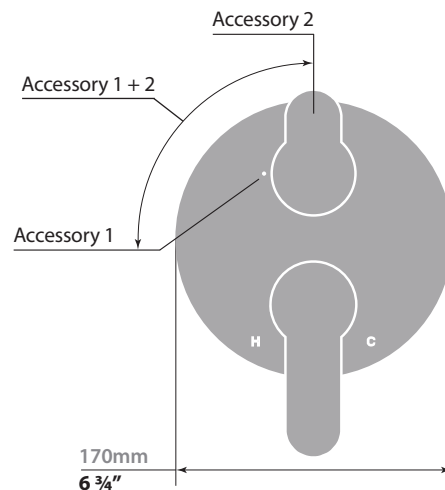
(Model Pictured: Chrome)

Codes / Standards

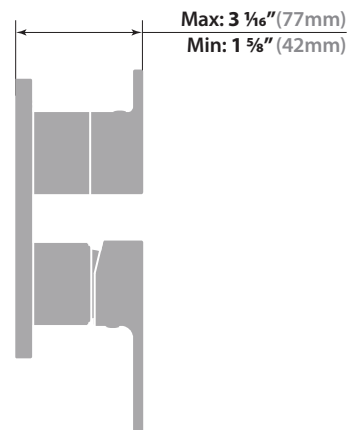
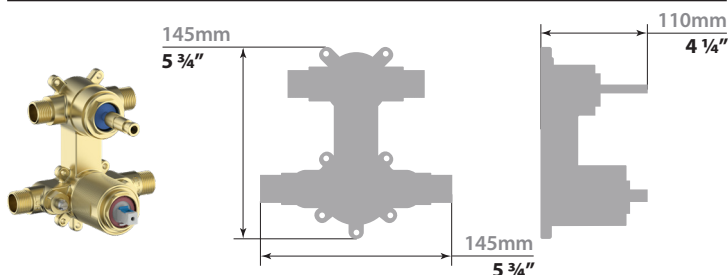
- Uniform Plumbing Code (UPC®)
- ASME A112.18.1/CSA B125.1
- ASSE 1016

Warranty

- Limited lifetime warranty (see full warranty for details)



VE.210 - 2-Way Pressure Balanced Valve



2-WAY PRESSURE BALANCED VALVE

VE.210

Description

- Valve with pressure balanced cartridge and 2-way diverter
- ½" male NPT connections

Flow Rate

- 5.5 gpm | 21 lpm | 60 psi

Cartridge

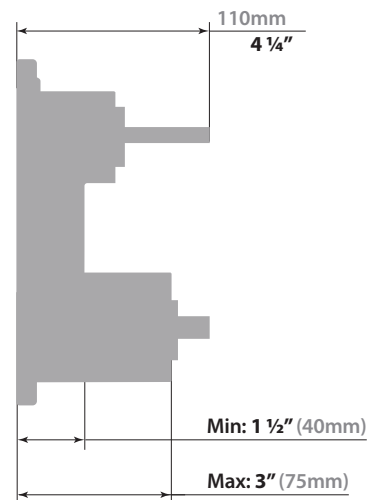
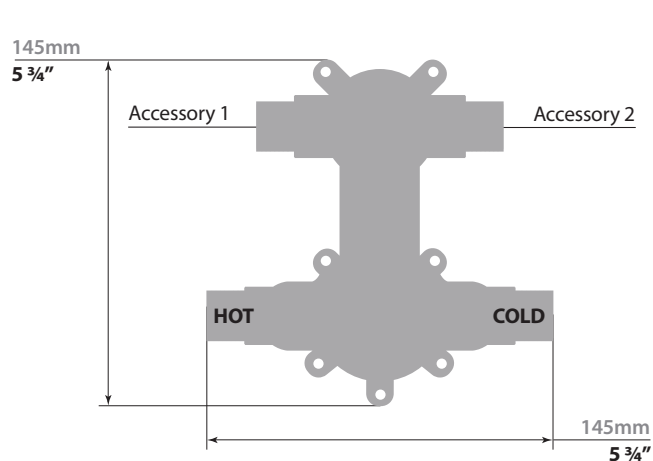

- CE.1440.PB cartridge
- CE.1403.DR diverter

Codes / Standards

- Uniform Plumbing Code (UPC®)
- ASME A112.18.1/CSA B125.1
- ASSE 1016

Warranty

- Limited lifetime warranty
(see full warranty for more details)



LUSTEN

SLIDING SHOWER BAR WITH HANDSHOWER

BH.05.03

Description

- **SB.05.31** - 31" sliding shower bar
- **HE.150** - 59" hose
- **HS.04.03** - 4-function hand shower

Flow Rate

- 2 gpm | 7.6 lpm | 60 psi

Available Finishes

- Chrome (CC)
- Chrome / Glossy White (CW)

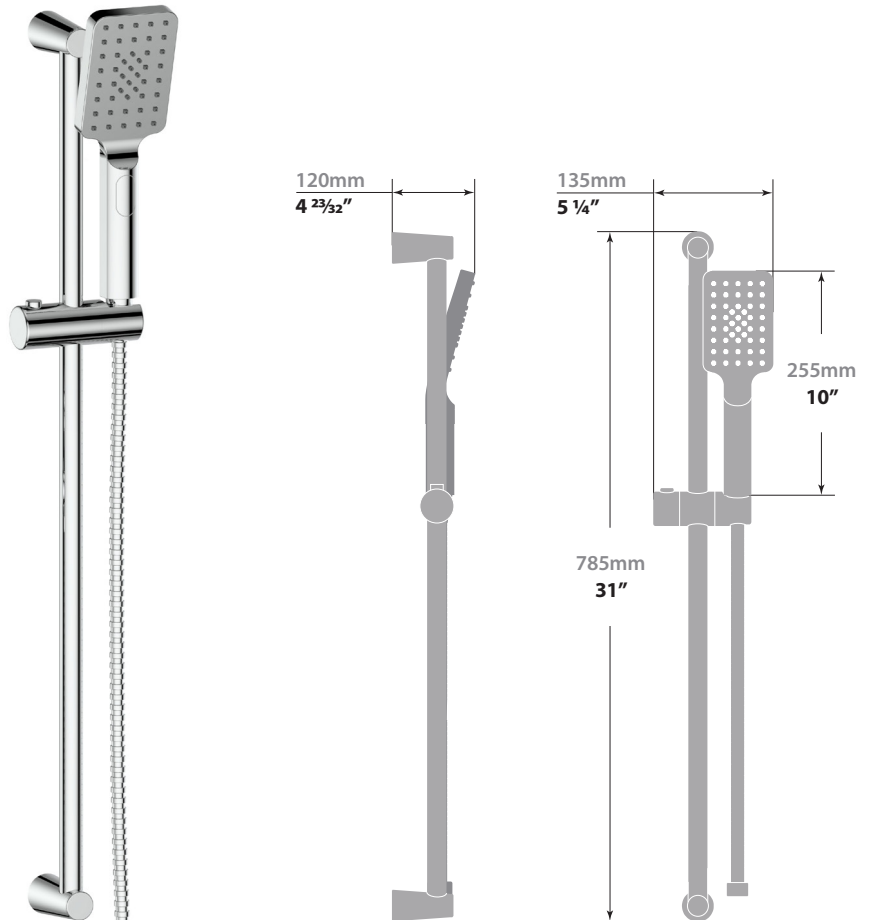
(Model Pictured: Chrome)

Codes / Standards

- Uniform Plumbing Code (UPC®)
- ASME A112.18.1/CSA B125.1
- ASSE 1016

Warranty

- Limited lifetime warranty
(see full warranty for details)



ROUND WALL SUPPLY ELBOW

EC.02.01

Description

- Round brass elbow connector with ½" female NPT connection

Available Finishes

- Chrome (CC)
- Brushed Nickel (BN)
- Glossy White / Chrome (CW)
- Matte Black (MB)

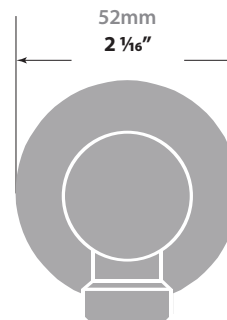
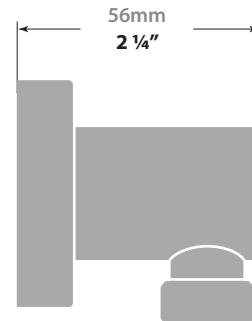
(Model Pictured: Chrome)

Codes / Standards

- Uniform Plumbing Code (UPC®)
- ASME A112.18.1/CSA B125.1

Warranty

- Limited lifetime warranty (see full warranty for details)



LUSTEN TUB SPOUT

TS.05.07

Description

- Brass tub spout with 1/2" female NPT connection

Available Finishes

- Chrome (CC)
- Chrome / Glossy White (CW)

(Model Pictured: Chrome)

Codes / Standards

- Uniform Plumbing Code (UPC®)
- ASME A112.18.1/CSA B125.1
- ASSE 1016

Warranty

- Limited lifetime warranty (see full warranty for details)

