

# LUSTEN

## 3-WAY THERMOSTATIC SHOWER SYSTEM

SET.LN.320.710

### Components Included

- **VE.320** - Thermostatic valve with integrated 3-way diverter
- **TM.LN.320** - Trim for 3-way thermostatic valve
- **SH.04.0812.CC** - 8" x 12" rectangular stainless steel shower head
- **WA.02.16** - 16" wall mount shower arm with ½" female NPT connection
- **BH.05.03** - 31" sliding shower bar with hose and 4 function hand shower (HS.04.03.CC)
- **EC.02.01** - Round brass elbow connector with ½" female NPT connection
- **BJ.02.01** - Round built-in body jet with ½" female NPT connection (x2)

### Available Finishes

- Chrome (CC)
- Glossy White / Chrome (CW)

(Model Pictured: Chrome)

### Codes / Standards

- Uniform Plumbing Code (UPC®)
- ASME A112.18.1/CSA B125.1
- ASSE 1016

### Warranty

- Valve & cartridge - Limited lifetime warranty
- Components - Limited lifetime warranty (see full warranty for details)



# LUSTEN

## 3-WAY THERMOSTATIC VALVE & TRIM

VT.LN.320

### Description

- **VE.320** - 1/2" thermostatic valve with 3-way diverter
- **TM.LN.320** - Trim for 3-way thermostatic valve
- 5 positions

### Flow Rate

- 6.2 gpm | 23.4 lpm | 60 psi

### Cartridge

- CE.1401.TT cartridge
- CE.1408.DR diverter

### Available Finishes

- Chrome (CC)
- Glossy White / Chrome (CW)

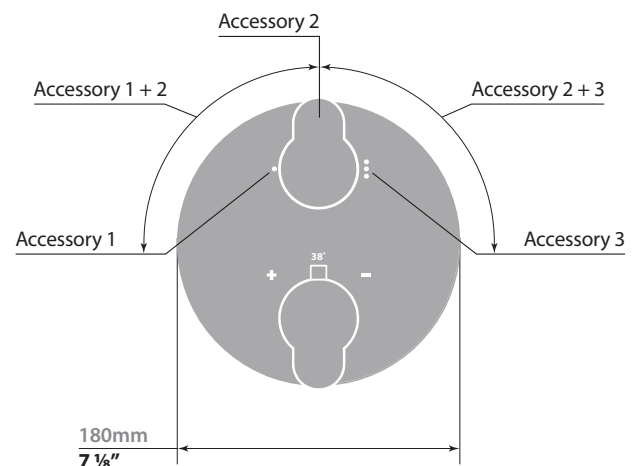
(Model Pictured: Chrome)

### Codes / Standards

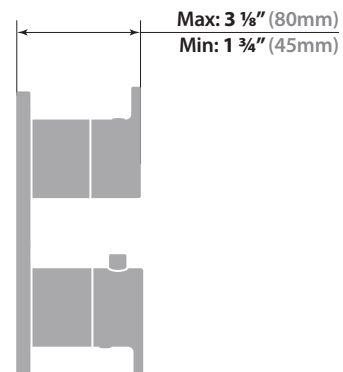
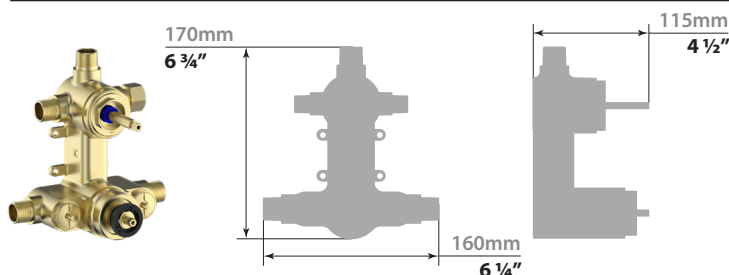
- Uniform Plumbing Code (UPC®)
- ASME A112.18.1/CSA B125.1
- ASSE 1016

### Warranty

- Limited lifetime warranty  
(see full warranty for details)



### VE.320 - 3-Way Thermostatic Valve



## 3-WAY THERMOSTATIC VALVE

VE.320

### Description

- Valve with thermostatic cartridge and 3-way diverter
- ½" male NPT connections

### Flow Rate

- 6.2 gpm | 23.4 lpm | 60 psi

### Cartridge

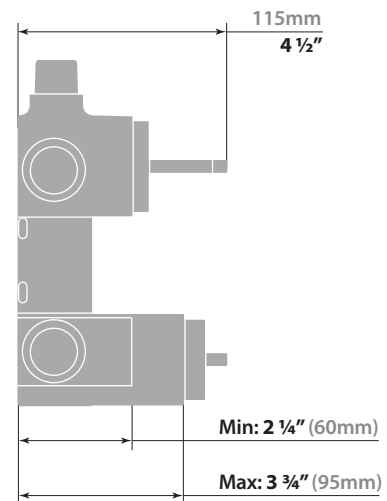
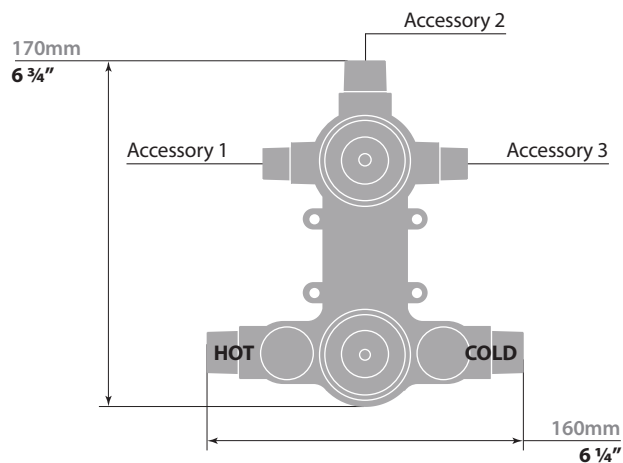

- CE.1401.TT cartridge
- CE.1408.DR diverter

### Codes / Standards

- Uniform Plumbing Code (UPC®)
- ASME A112.18.1/CSA B125.1
- ASSE 1016

### Warranty

- Limited lifetime warranty  
(see full warranty for more details)



### 16" WALL ARM

WA.02.16

#### Description

- 16" wall mount shower arm with ½" female NPT connection
- Round pipe with round escutcheon plate

#### Available Finishes

- Chrome (CC)
- Brushed Nickel (BN)
- Glossy White / Chrome (CW)
- Matte Black (MB)

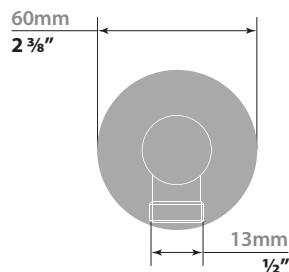
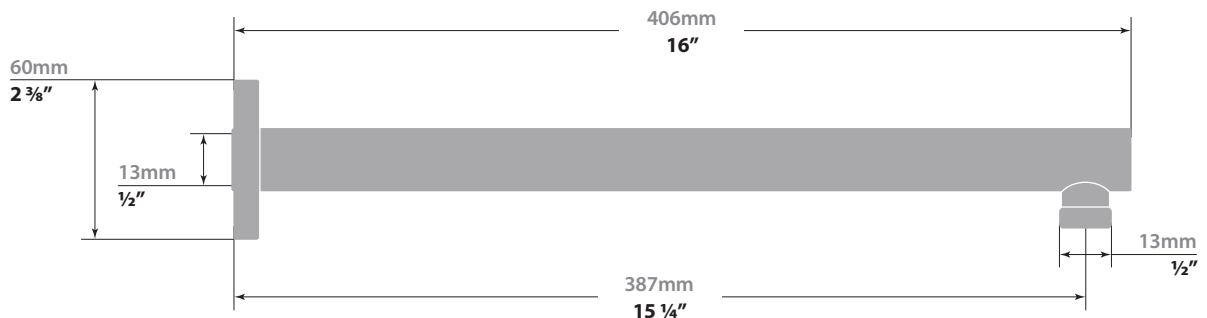

(Model Pictured: Chrome)

#### Codes / Standards

- Uniform Plumbing Code (UPC®)
- ASME A112.18.1/CSA B125.1

#### Warranty

- Limited lifetime warranty (see full warranty for details)



### 8" x 12" RECTANGULAR SHOWER HEAD

SH.04.0812.CC

#### Description

- 8" x 12" rectangular stainless steel shower head
- Anti-limescale technology

#### Flow Rate

- 2 gpm | 7.6 lpm | 60 psi

#### Available Finishes

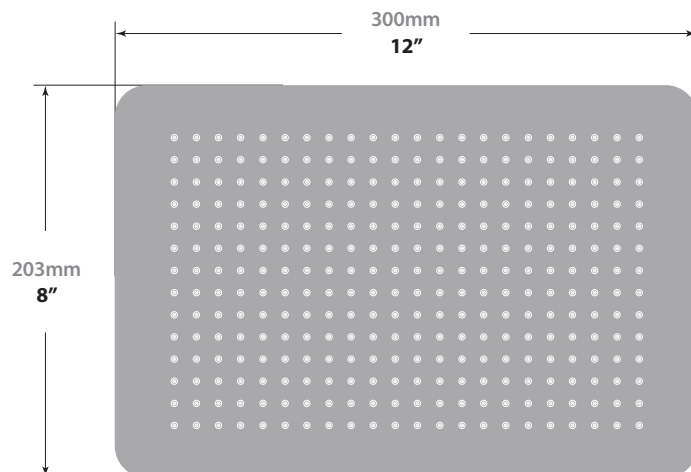
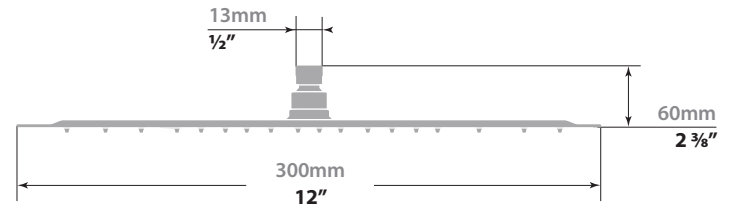

- Chrome (CC)

#### Codes / Standards

- Uniform Plumbing Code (UPC®)
- ASME A112.18.1/CSA B125.1

#### Warranty

- Limited lifetime warranty (see full warranty for details)



# LUSTEN

## SLIDING SHOWER BAR WITH HANDSHOWER

BH.05.03

### Description

- **SB.05.31** - 31" sliding shower bar
- **HE.150** - 59" hose
- **HS.04.03** - 4-function hand shower

### Flow Rate

- 2 gpm | 7.6 lpm | 60 psi

### Available Finishes

- Chrome (CC)
- Chrome / Glossy White (CW)

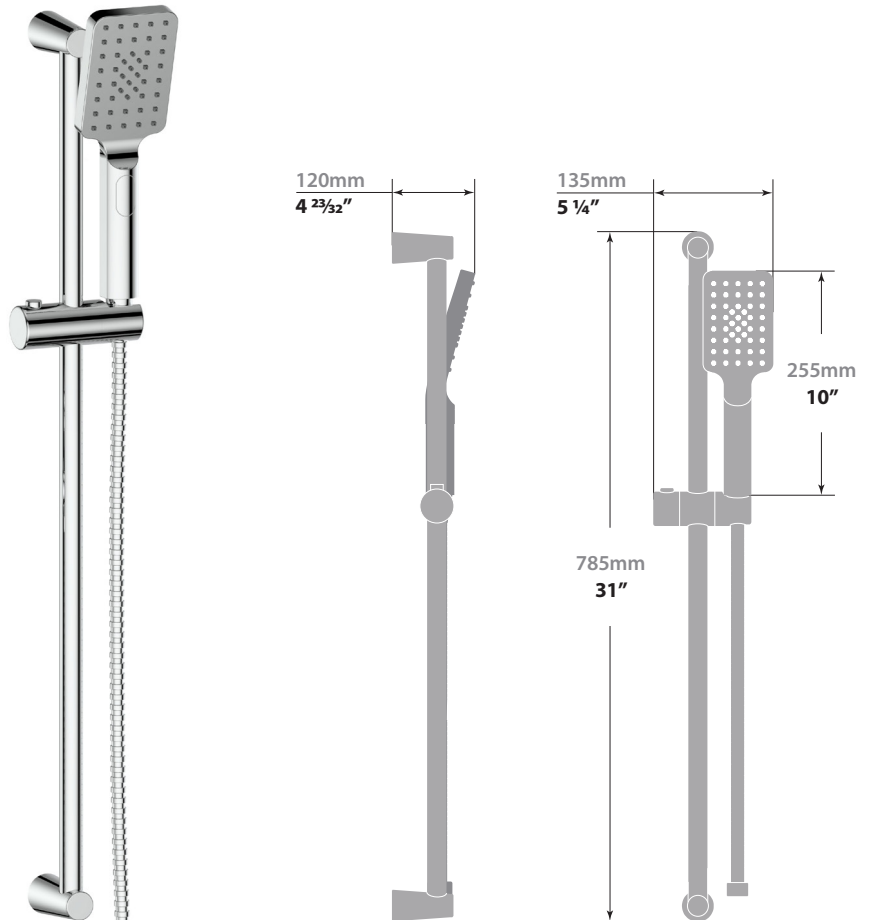
(Model Pictured: Chrome)

### Codes / Standards

- Uniform Plumbing Code (UPC®)
- ASME A112.18.1/CSA B125.1
- ASSE 1016

### Warranty

- Limited lifetime warranty  
(see full warranty for details)



### ROUND WALL SUPPLY ELBOW

EC.02.01

#### Description

- Round brass elbow connector with ½" female NPT connection

#### Available Finishes

- Chrome (CC)
- Brushed Nickel (BN)
- Glossy White / Chrome (CW)
- Matte Black (MB)

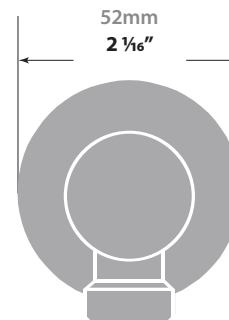
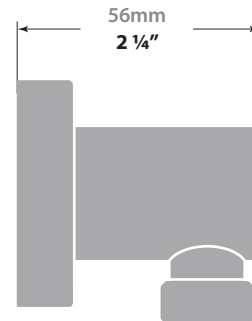
(Model Pictured: Chrome)

#### Codes / Standards

- Uniform Plumbing Code (UPC®)
- ASME A112.18.1/CSA B125.1

#### Warranty

- Limited lifetime warranty (see full warranty for details)



### ROUND IN-WALL JET

BJ.02.01

#### Description

- Built-in body jet with ½" female NPT connection

#### Flow Rate

- 2.6 gpm / 10 lpm / 60 psi

#### Available Finishes

- Chrome (CC)
- Brushed Nickel (BN)
- Matte Black (MB)
- Polished Nickel (PN)
- Matte Gold (MG)

(Model Pictured: Chrome)

#### Codes / Standards

- Uniform Plumbing Code (UPC®)
- ASME A112.18.1/CSA B125.1

#### Warranty

- Limited lifetime warranty  
(see full warranty for details)

