

KAPFENBERG **2-WAY THERMOSTATIC** **SHOWER SYSTEM**

SET.AP.220.220

Components Included

- **VE.220** - Thermostatic valve with integrated 2-way diverter
- **TM.KG.220** - Trim for 2-way thermostatic valve
- **SH.41.1010** - 10" square shower head
- **WA.41.16** - 16" wall mount shower arm with ½" female NPT connection
- **BH.01.03** - 31½" sliding shower bar with hose and 4 function hand shower (HS.04.03)
- **EC.41.01** - Square elbow connector with ½" female NPT connection

Available Finishes

- Chrome (CC)
- Matte Black (MB)
- Brushed Gold (BG)

Codes / Standards

- Uniform Plumbing Code (UPC®)
- ASME A112.18.1/CSA B125.1
- ASSE 1016

Warranty

- Valve & cartridge - Limited lifetime warranty
- Components - Limited lifetime warranty
(see full warranty for details)



Please note that this shower kit is also available with a 4" ceiling arm (**CA.01.04**) & 8" ceiling arm (**CA.01.08**)

4" ceiling arm Configuration - **SET.AP.220.224**

8" ceiling arm Configuration - **SET.AP.220.228**

KAPFENBERG

2-WAY THERMOSTATIC VALVE & TRIM

VT.KG.220

Description

- **VE.220** - 1/2" thermostatic valve with 2-way diverter
- **TM.KG.220** - Trim for 2-way thermostatic valve
- 3 positions

Flow Rate

- 6.1 gpm | 23 lpm | 60 psi

Cartridge

- CE.1401.TT - cartridge
- CE.1710.DR - diverter

Available Finishes

- Chrome (CC)
- Brushed Nickel (BN)
- Matte Black (MB)
- Brushed Gold (BG)

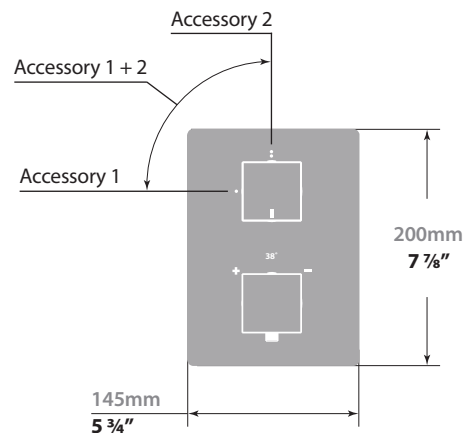

(Model Pictured: Chrome)

Codes / Standards

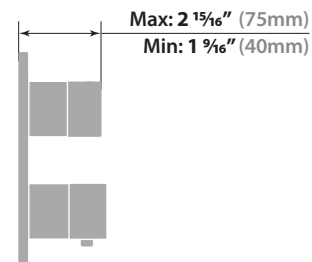
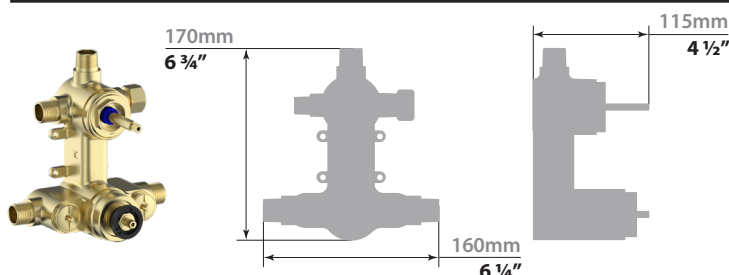
- Uniform Plumbing Code (UPC®)
- ASME A112.18.1/CSA B125.1
- ASSE 1016

Warranty

- Limited lifetime warranty
(see full warranty for details)



VE.220 - 2-Way Thermostatic Valve



2-WAY THERMOSTATIC VALVE

VE.220

Description

- Valve with thermostatic cartridge and 2-way diverter
- ½" male NPT connections

Flow Rate

- 6.1 gpm | 23 lpm | 60 psi

Cartridge

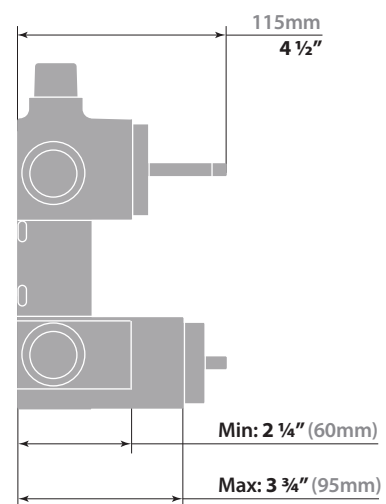
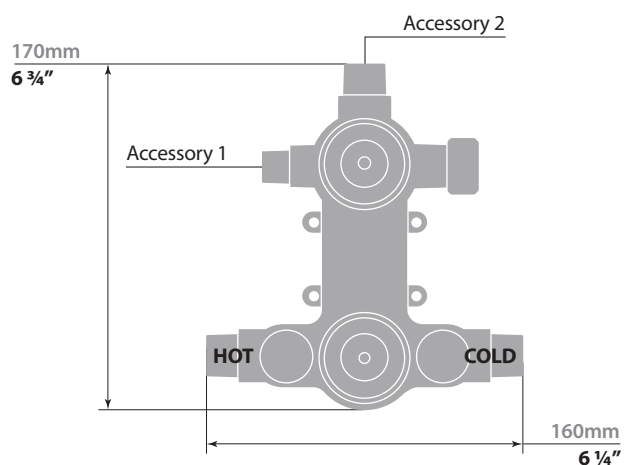

- CE.1401.TT cartridge
- CE.1710.DR diverter

Codes / Standards

- Uniform Plumbing Code (UPC®)
- ASME A112.18.1/CSA B125.1
- ASSE 1016

Warranty

- Limited lifetime warranty
(see full warranty for more details)



16" WALL ARM

WA.41.16

Description

- 16" wall mount shower arm with 1/2" female NPT connection
- Round pipe with square escutcheon plate

Available Finishes

- Chrome (CC)
- Matte Black (MB)
- Brushed Gold (BG)

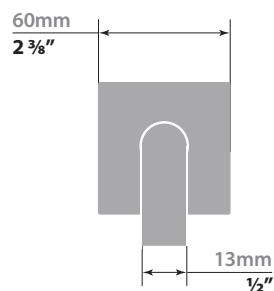
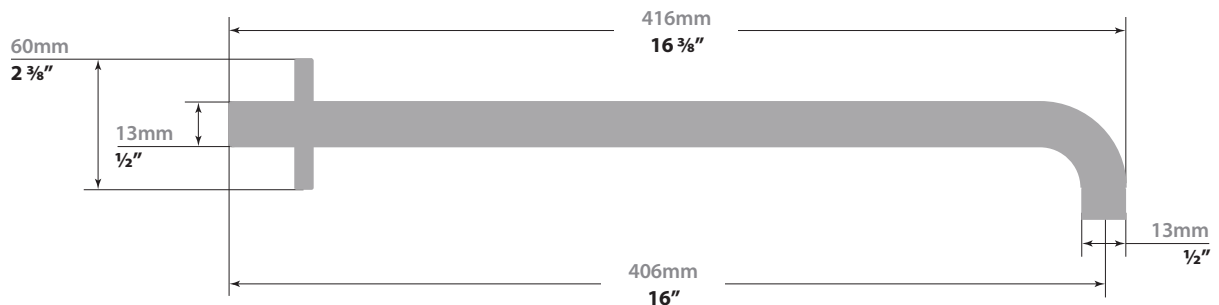
(Model Pictured: Chrome)

Codes / Standards

- Uniform Plumbing Code (UPC®)
- ASME A112.18.1/CSA B125.1

Warranty

- Limited lifetime warranty (see full warranty for details)



10" SQUARE SHOWER HEAD

SH.41.1010

Description

- 10" square shower head
- Anti-limescale technology

Flow Rate

- 2.2 gpm | 8.3 lpm | 60 psi

Available Finishes

- Chrome (CC)
- Brushed Nickel (BN)
- Matte Black (MB)
- Brushed Gold (BG)


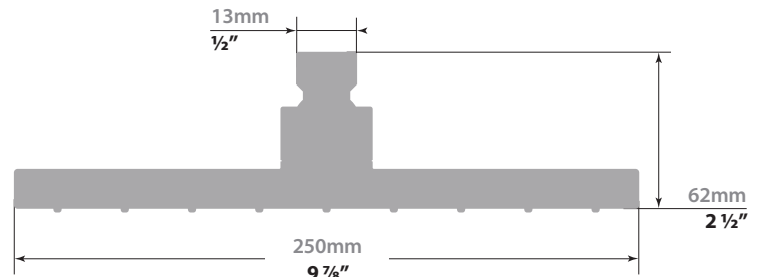

(Model Pictured: Chrome)

Codes / Standards

- Uniform Plumbing Code (UPC®)
- ASME A112.18.1/CSA B125.1

Warranty

- Limited lifetime warranty
(see full warranty for details)



KAPFENBERG

SLIDING SHOWER BAR WITH HANDSHOWER

BH.01.03

Description

- **SB.01.31** - 31 ½" sliding shower bar
- **HE.150** - 59" hose
- **HS.04.03** - 4-function hand shower

Flow Rate

- 2 gpm | 7.6 lpm | 60 psi

Available Finishes

- Chrome (CC)
- Brushed Nickel (BN)
- Matte Black (MB)
- Brushed Gold (BG)

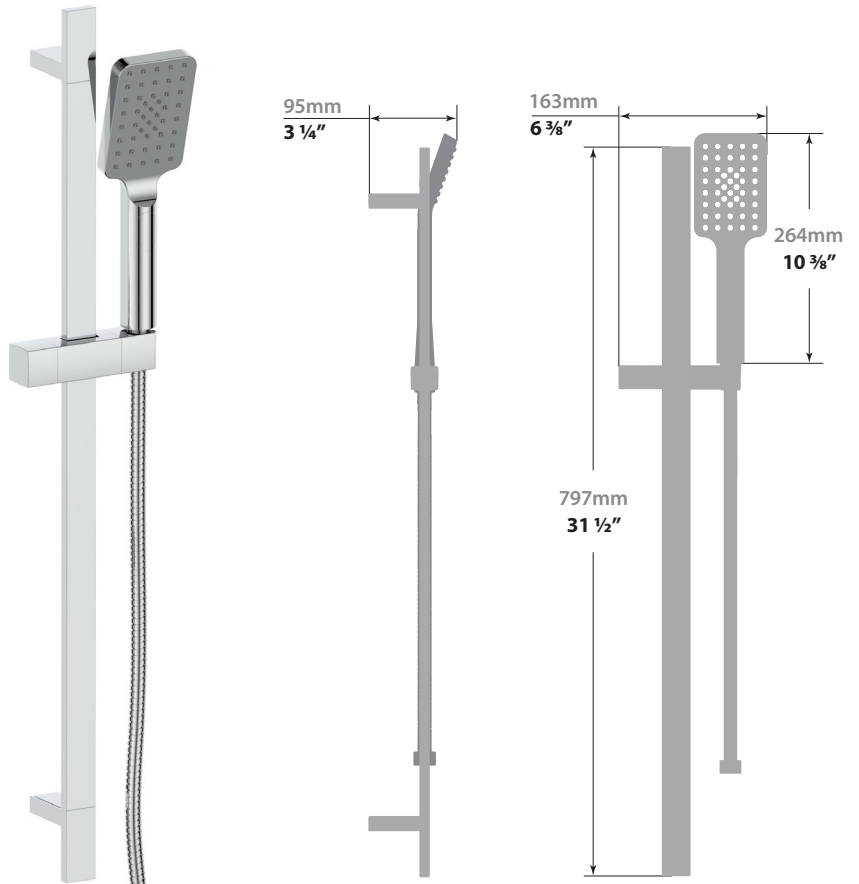
(Model Pictured: Chrome)

Codes / Standards

- Uniform Plumbing Code (UPC®)
- ASME A112.18.1/CSA B125.1
- ASSE 1016

Warranty

- Limited lifetime warranty
(see full warranty for details)



SQUARE WALL SUPPLY ELBOW

EC.41.01

Description

- Square elbow connector with ½" female NPT connection

Available Finishes

- Chrome (CC)
- Matte Black (MB)
- Brushed Gold (BG)

(Model Pictured: Chrome)

Codes / Standards

- Uniform Plumbing Code (UPC®)
- ASME A112.18.1/CSA B125.1

Warranty

- Limited lifetime warranty (see full warranty for details)

